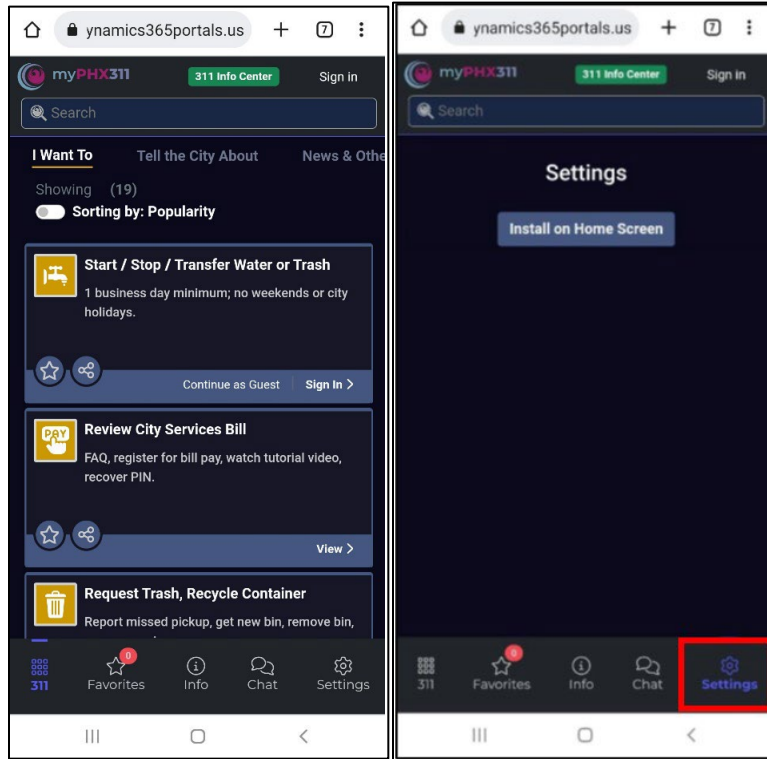


## Save web portal to mobile device home screen – Android

On the mobile device, go to [www.phoenix.gov/myphx311](http://www.phoenix.gov/myphx311). The view will default to the *I Want To* tab.

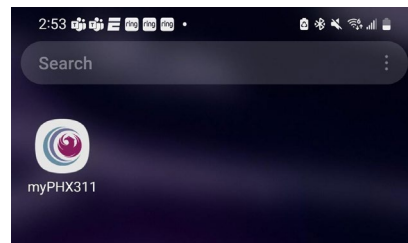
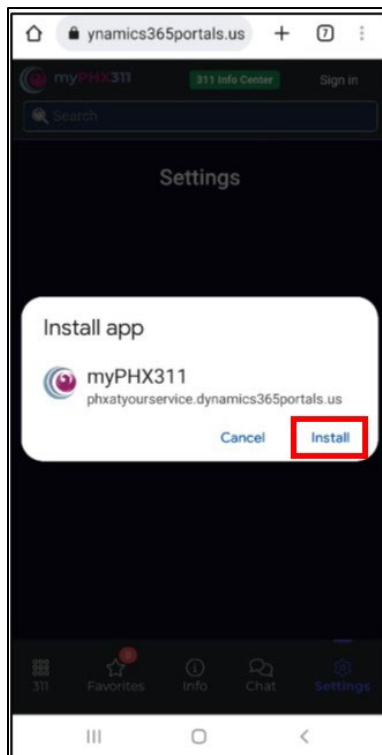
Next, tap **Settings** in the lower right corner.



On the *Install app* pop-up, tap **Install**.

Note: As designed, **Settings** disappears when the shortcut is created and installed.

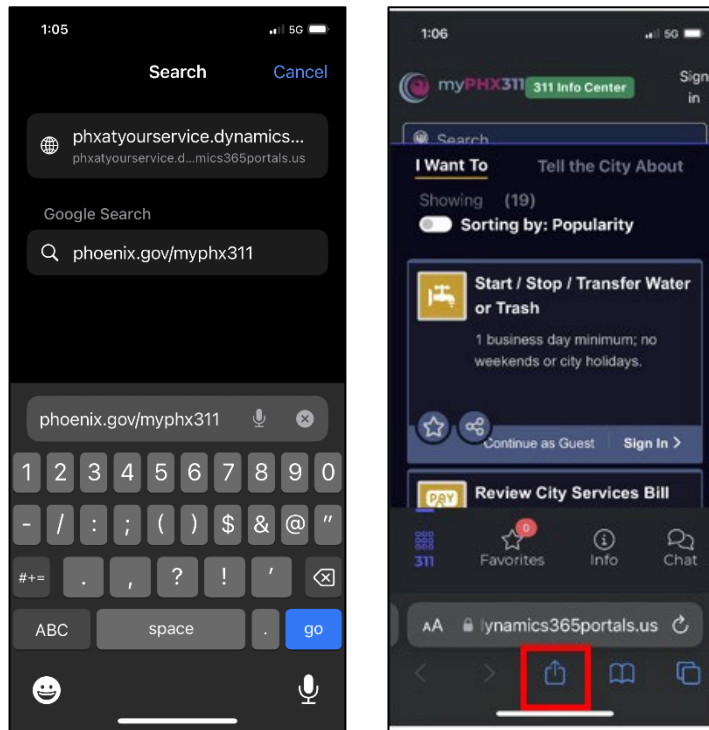
myPHX311 is now added as a shortcut on the mobile home screen. Tap the icon to begin.



## Save web portal to mobile device home screen – iPhone

On the mobile device, go to [www.phoenix.gov/myphx311](http://www.phoenix.gov/myphx311) - the view defaults to *I Want To* tab.

Next, tap the **Share** icon.



Scroll down and tap *Add to Home Screen*.

Tap **Add**.

myPHX311 is now added as a shortcut on the mobile home screen. Tap the icon to begin.

